



SINCE 1985



**Doors &**  
Door Frames 2017



# Index



03  
About us



09  
Door Frames



16  
Certifications



21  
Door Range

1. Flush
2. Solid moulded panel
3. Laminated moulded panel
4. Moulded panel



45

Durian Advantage



46

Care Tips



47

Our Clients



49

Our Network





# About us

## One of India's leading exterior and interior solutions provider

Durian is one of India's leading providers of interior and exterior surface solutions with over 4 decades of experience in the industry. At Durian, we believe that innovation, passion and experience go hand in hand.



## A complete one stop solution for all your interiors

Durians strengths come from its offerings in products and services, efficiencies in manufacturing, distribution network, brand equity and above all a young and motivated team of professionals.

## 7+ Manufacturing units 14 countries we export to

We operate 7+ manufacturing units with our products being distributed locally and exported to over 14 countries globally.



## 30 years of expertise & knowledge Over 1 million Durian doors installed across India

From veneer to plywood, home to office furniture, modular furniture to projects, doors, door frames and workspace solutions, we bring over 30 years of knowledge and expertise in crafting your everyday spaces.



With manufacturing beginning in 1998, we have expanded our portfolio to include an extensive range of doors and door frames that can be customized to suit your specific requirements.

All our doors and door frames come standardized with a machine cut factory finish for a elegant entryway solution to your space. Our persistent efforts to deliver you quality products has enabled us to streamline the manufacturing process, allowing us to deliver across India and boosted our efficiency in installations and handling of doors and door frames.

A complete entryway solution is a pre - hung door. A pre-hung door comes with a frame which is attached to its hinges and slab, thus simplifying the installation process. Consisting of an engineered door frame, the door jamb bears the weight of the door and architraves. This door is prefinished in the factory, has polished lamination and is supplied with all the locks.

We can proudly state that over 1 million Durian doors are used across India which reinforces our commitment to offer the best quality products and services every time.



4000+ designs in  
doors and door  
frames

Pan India  
Delivery

FSC certification  
doors

The Durian Advantage

A complete solution for your entryway

Assured Quality and Finish

Machine cut designs

Standardized products

Easy installation

Customization options available



# Veneer Flush Doors & Door Frames



Model No: VD023



Model No: VD017



Model No: VD019



Model No: VD018





Model No: VD016



Model No: VD8



Model No: VD015



Model No: VD014





Model No: VD002



Model No: VD09



Model No: VD013



Model No: VD001



# Laminated Flush Doors & Door Frames







## Door Frames

The door frame is an integral part of the entryway as it houses the gateway into your world. With our expertise in wood and wooden products we have been able to engineer a door frame that fits perfectly with the door onto the entrance. The door frames come with unique customizations that allow for choice in material, polish, finish, architrave and fit. With the range extending from affordable options to premium solid wood frames we have it all under one roof.

When purchased together the unit (comprising of a door and a frame) comes pre-hung which means that the frame and the door come prefinished, precisely machine cut from the factory. The door frame, the door and all the lock and hinge slots come machine punched for a perfect finish, everytime. To add to this we have a collection of decorative architraves that add to your entryway style. Constructed from a selection of beech wood and plywood our frames come in the following types:



# Types of Frames


- Fringe



● 1 Step Frame


Choose from Veneer, Laminate & Solid Wood Frame & Architrave

- Helix




● Post Form Frame

Choose from Veneer, Laminate & Solid Wood Frame & Architrave



Choose from Veneer, Laminate & Solid Wood Frame & Architrave

- Verve



● 2 Step Post Frame

Available in Solid Wood Frame & Architrave



# Frame Construction and Materials

## The frame is constructed with

1. Solid beech wood (Kiln dried and seasoned)
2. BWR proof Plywood

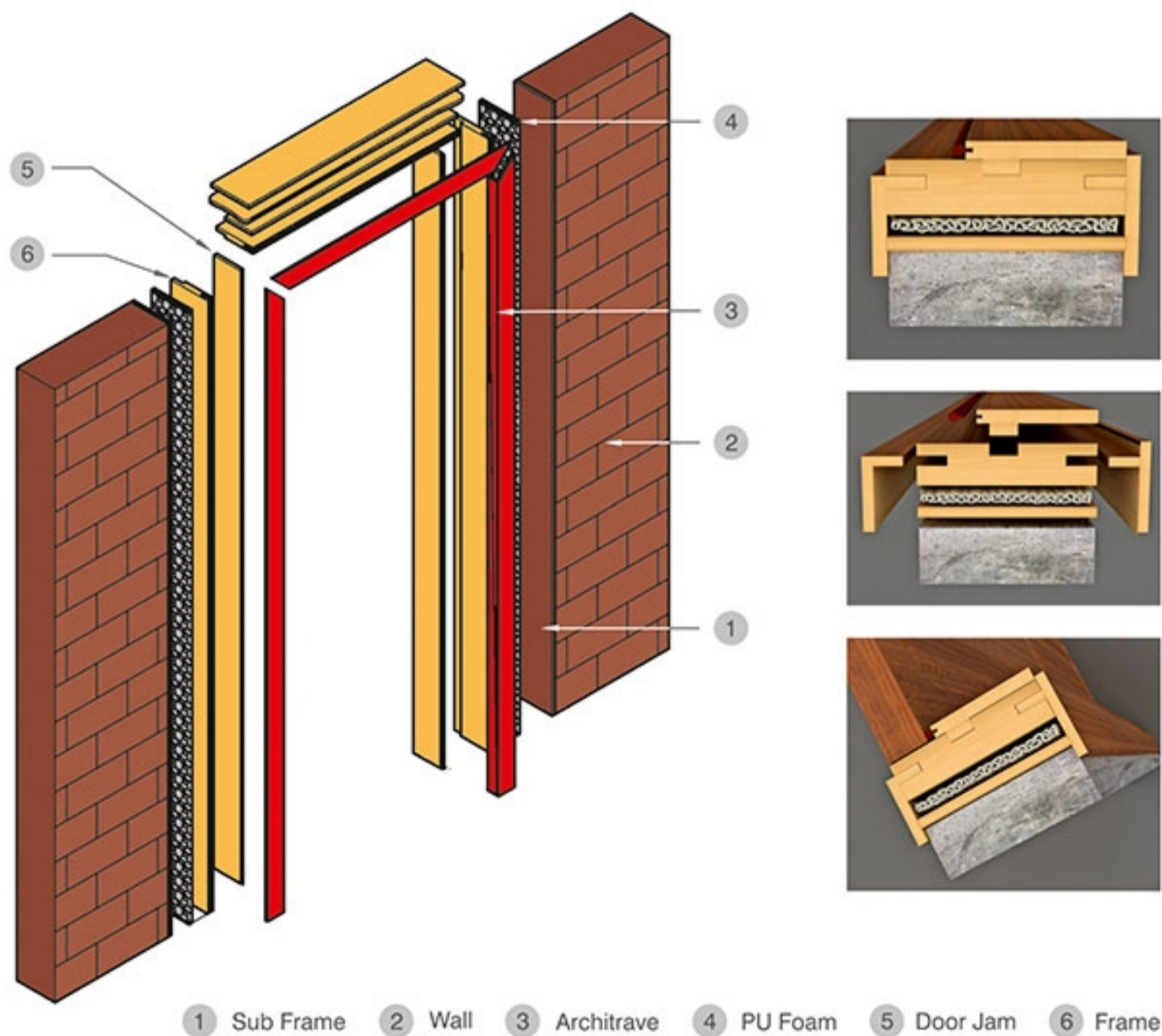
## The frame comes in 3 premium finishes

1. Veneer face (with or without polish\*)
2. Laminate face
3. Solid wood face (with or without polish\*)

## The Architrave finishes and styles are as follows

1. Plywood with a Laminate face
2. Plywood with a Veneer face
3. Solid wood
4. MDF with Laminated face
5. MDF with Veneer face (with or without polish\*)

\* Polishes offered are in glossy and matte finish





## Architraves

Alto-A



Laminate

Alto-B



Veneer

Alto-C



Solid Wood

Frio-A



Laminate

Frio-B



Veneer

Frio-C



Solid Wood

Plano-A



Laminate

Plano-B



Veneer

Plano-C



Solid Wood

## Door Jamb



Plywood with laminate



Plywood with Veneer



Solid Wood

## Door Accessories



Lipping Patti




Main Frame



Rubber Seal



## Hardware Accessories



Hinges

Lock with handle

Peephole

Stopper

## The Durian Advantage of Frames

Long lasting quality and fit

Termite and borer proof

Chemically treated for durability

Abrasion resistant

Damp or water proof

Anti warping

Matching doors and frames available

Hassle free Pan India installation

Easy to clean

Wide range of designs

## What are the advantages of pre-hung doors?

- It is installed after all civil work has been completed and premises are free from water, paint and other solvents.
- Traditional frames are installed assembled while civil work is on by the contractors, which lack accuracy, uniformly and labor intensive, cost ineffective and bears huge inventory.
- Non-match with the door finish, not finish aesthetically like machine finish products. While pre-hung doors are fully assembled at the factory, with decorative architraves.
- Traditional frames do not cover the entire thickness of the wall. Door jambs cover the entire thickness of the wall and also come with very attractive architraves on both sides of the wall. Giving a very rich and co-ordinate with the interiors of the home.













## Our certifications

With stringent quality control implemented at various levels of production, our products meet the international standards of the Forestry Stewardship Council which promotes a sound environmental, socially beneficial and economically prosperous management of forests around the world.

Combine the FSC certification with our PEFC certificates we believe in responsible harvesting of forests for our wooden products. To establish a leaner more efficient model for sustainable growth we are accredited with the the India Green Building Council and the AGSI for our quality management systems that meet the requirements of the International Standard Association.



















# Range

We manufacture a variety of doors and door frames for commercial and residential use.

The range comprises of

## Flush Doors

- a. Veneer Flush Door
  - ◆ D'ziner Veneer
  - ◆ Decorative Veneer
- b. Laminate Flush Door
  - ◆ Decorative Laminate skin
  - ◆ Decorative Laminates
- c. Plain flush door

## Solid Moulded Panel Doors

- a. Veneer solid moulded panel doors
- b. Laminate moulded panel doors

## Laminated Moulded Panel Doors

## Moulded Panel Doors

- HDF white moulded panel doors
- HDF veneer moulded panel doors



# Flush Doors and Door frames

We, at Durian, brings to you a diverse choice of doors. The best designs and the most durable natural raw materials go into their creation, giving every home distinct voice.

Our flush doors are premium borer-proof doors made by a mechanical process which ensures a uniform thickness for the door. All our flush doors are made with BWR plywood, that is highly resilient and sturdy for all climatic conditions. Having been the preferred choice of Indian households for many years, we cater to a diverse set of clientele in real estate, healthcare, commerce and entertainment sectors.

A complete entryway solution is a pre-hung door. A pre-hung door comes with a frame which is attached to its hinges and slab, thus simplifying the installation process. Consisting of an engineered door frame, the door jamb bears the weight of the door and architraves.

This door is prefinished in the factory, has polished lamination and is supplied with all the locks.

## We offer 3 types of Flush doors

- ◆ Veneer Flush Doors
- ◆ Laminate Flush Doors
- ◆ Plain Flush Doors

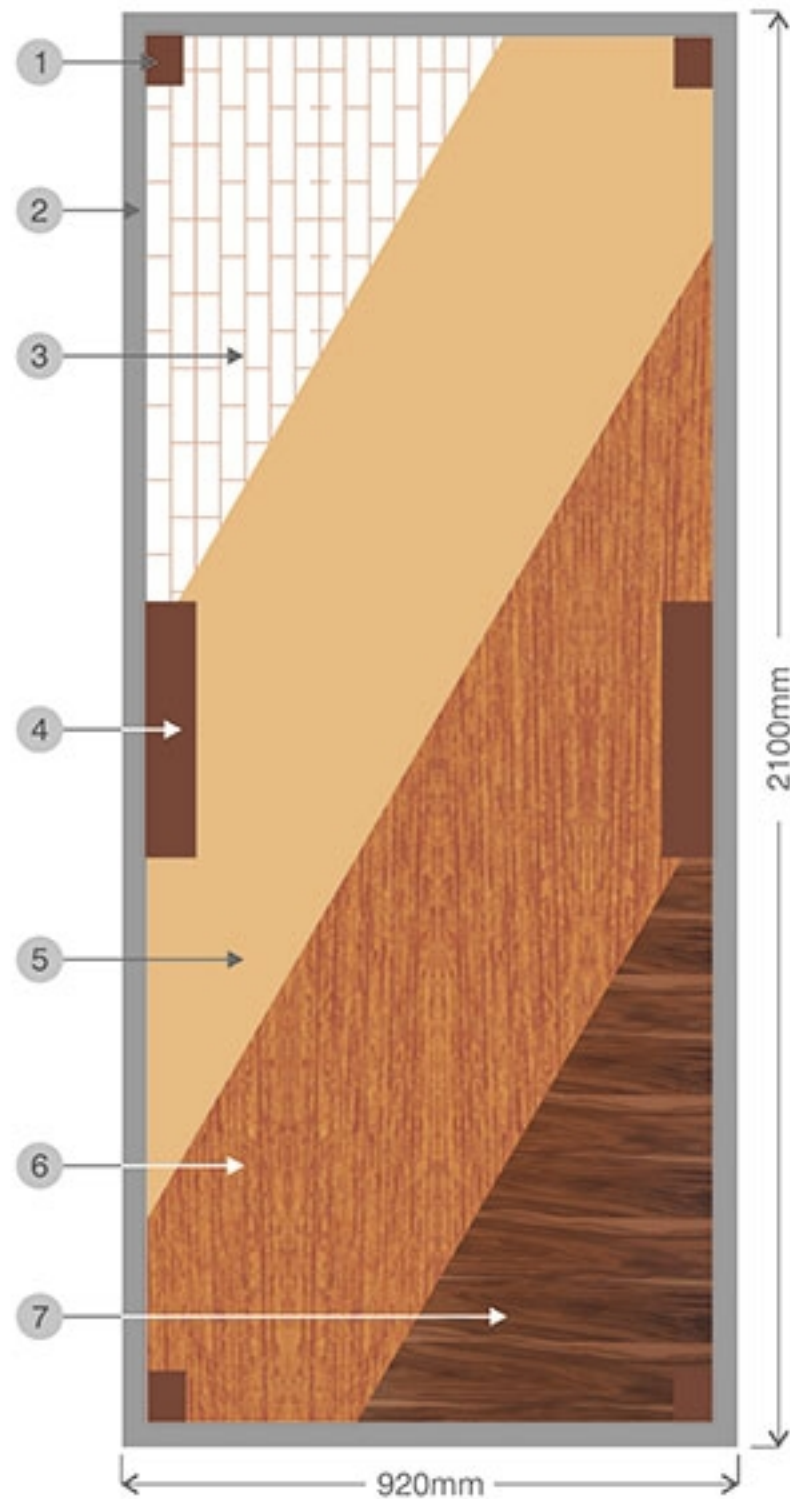
\* Polishes offered are UV and PR based in glossy and matte finish





# Standard Flush Door construction

- 1 Tower Bolt
- 2 Frame (Kiln Dried Season Pinewood)
- 3 Filler (Fully Imported Pinewood / Hardwood / Tubular Board / Solid Board)
- 4 Lock Rail
- 5 Core
- 6 Gurjan Face
- 7 Decorative Face (Laminate / Veneer/ Polished Veneer)



# Fire Retardant Construction

## Size

2100 mm x 900 mm

[ Sizes and designs available on request ]

## Thickness

45 mm, 50 mm, 55 mm

## Type/ Ratings

30 Mins – Thickness range available from 45 mm  
 60 Mins – Thickness range available from 50 mm  
 90 Mins - Thickness range available from 55 mm.

## Salient Features

High Strength, stiffness, impact resistance  
 Protects from heat, smoke and flame  
 IPIRIT Certified, Bangalore  
 Safe against fire

## Uses

Comercial Complexes  
 Hospitals  
 Restaurants  
 Hotels  
 Software Industry  
 Airlines  
 Infrastructure

## Finishes

Basic Fire Retardant Door  
 Laminate Finish  
 Veneer Finish





## Technical Specifications

Standard size: 2100mm \* 920mm (can go upto 10 feet (3048mm))  
Standard thickness: 30mm, 35mm, 40mm, 45mm , 50mm

Tailormade sizes, designs and thickness  
are available on request

### Frame

All frames are made of pure imported pine wood

### Filler

Available in 3 types

- Fully Imported Pinewood
- Fully Imported Hardwood
- Imported Tubular Board/Solid Board

All wood is fully seasoned and treated to avoid warping and bending

### Core

Treated hard wood core

### Face

- Gurjan
- D'ziner Veneer/ Decorative / Skin
  - a. With polish
    - i. UV polish\*
    - ii. PR polish\*
  - b. Without polish
- Durian Laminate



## The Durian Advantage of Flush Doors

Highly durable

---

Borer and termite proof

---

Affordable range

---

Water resistant

---

Anti warping

---

Kiln seasoned

---

Chemically treated

---

Comes with marked lock rail and tower bolt

---

Variety of designs and finishes

### Add ons

- Cutouts on the door for glass panel (Vision Panel)
- Affixing teak lipping/ beading patti on the door edge
- Slotting of lock, hinges, eye hole
- On site fixing of doors + frames pan India
- Cutting of grooves on veneer/ laminate doors
- Double leaf doors





# Plain Flush Doors

Our Plain flush doors are the standard doors that come with a Gurjan face without any decorative additions in terms of veneer or laminate. This is an elegant door constructed with the same core, frame and filler for regular use.

# Veneer Flush Doors

Our premium range of veneer flush doors comes with a exotic wooden face on the front and the back that can be customised according to your requirements. Our Veneer factory at any given time carries over 500+ species of wood from around the world which are used to create newer designs in the R&D wing. Aside from our regular groups of flitches you may come across rare species such as Santos, Cocobolo, Macassar, African Mahogany crotch and Ziricote. With advanced techniques of marquetry and parquetry we are able to create unique designs for highly customized door skins.

- ◆ D'ziner (with or without polish\*)
- ◆ Decorative (with or without polish\*)
- ◆ Decorative skins (ask for a veneer catalog)



Model No: HG2073



Model No: VD513



Model No: VD004





Model No: VD012



Model No: VD7



Model No: VD6



Model No: VD5



Model No: VD512




Model No: VD516





Model No: NDS736



Model No:NDS805



Model No: NDS701/A



Model No: NDS803



Model No: NDS801



Model No: NDS802







# Laminated Flush Doors

Our Affordable range of laminate flush doors comes in a wide assortment of finishes with designer skins and multiple textures. With a vast variety of textures and finishes, each laminate range is unique with multiple ranges produced side by side in the same manufacturing unit. We look at all aspects of life for inspiration to produce world class laminates across grades which is why you will find that every design we make is unique with a distinct inspiration from current or classic themes. Each design or skin is carefully made keeping in mind a global consumption.

## Laminate specifications

Decorative laminates (other grades available on request)  
Decorative laminate Skins



Ask for Laminate Skin Catalogue

## Thickness of laminate

0.7mm, 0.8 mm & 1.00 mm (1.5 mm and above available on request)

## Available finishes

Suede (SF), Matt (MT), Glossy (HG) & Collection of numerous other textures

## Product Certification

ISO 9001, ISO 14001, 7 – Point Quality Internal Control system, FSC Certified Products (Upon Request)

## Conforming to

- British European Standard : BS EN 438
- American NEMALD 3
- BIS IS : 2046



Model No: MFW41



Model No: DB06



Model No: DB05





Model No: DB50



Model No: DB01



Model No: FW53



Model No: DB23




Model No: MFW50




Model No: HG62948





Model No: MFW42



Model No: DB03




Model No: DB43



Model No: MDB15




Model No: FW11



Model No: MFW45





Model No: B5



Model No: IMD40



Model No: FW10



Model No: MDB41







## Solid Moulded Panel Doors

Our solid moulded panel doors are made of a single solid wood core that is seasoned and air dried in a kiln to wick away the excess water thereby reducing its moisture content. This process strengthens the timber making it more durable, borer and termite resistant as well. Made with seasoned pine wood only the core material is chemically treated and seasoned to avoid warping and twisting. These doors are then finished in a choice of polish for a beautiful facade. Having been the preferred choice of Indian households for many years, we cater to a diverse set of clientele in real estate, healthcare, commerce and entertainment sectors.

### We offer two types of solid moulded panel doors

- ◆ Veneer solid moulded panel doors (with or without polish\*)
- ◆ Laminate moulded panel doors



# Technical Specifications

Standard size: 2100mm \* 920mm  
Standard thickness: 30mm, 35mm, 40mm

Tailormade sizes, designs and thickness are available on request

## Frame

All frames are made of pure imported pine wood

## Filler

Pure imported pine wood  
All wood is fully seasoned and treated to avoid warping and bending

## Core

Treated hard wood core

## Face

- Imported Gurjan
- Decorative Veneer
  - a. With polish
  - b. Without polish

## Types of Polishes

- For Grooves
  - a. Natural
  - b. Black
  - c. Matching the colour of Veneer
- For Doors
  - a. UV polish in matte
  - b. UV polish in gloss

## The Durian Advantage of Solid Moulded Panel Doors

Highly Durable

---

Anti Warping

---

Affordable

---

Kiln Seasoned

---

Water Resistant

---

Chemically Treated

---

Termite and Borer Proof

---

Variety of designs available

---

Environment Friendly

---

Available in one side and both side groove

---

All doors come with a marked lock rail and tower bolt





Horizon



Beta



3 Panel Oval



Curvy



3 Panel Oval



Elegance





Archy (In Laminate)



Alfa



Gamma



Milaan



Messina



Parto



# Laminated Moulded Panel Doors

Our Laminated moulded panel doors are bestowed with advantages like beauty and durability that offers a perfectly smooth surface with matching bifolds to suit any decor. Available in the widest range of dimensions, these give total flexibility of application of the laminate on the door face. Being prefinished gives them the added advantage of easy usage. The imported laminated skins used in our designs match Indian climatic conditions which make it weatherproof.





# Technical Specifications

Standard size: 2100mm \* 920mm  
Standard thickness: 30mm, 35mm, 40mm

Tailormade sizes, designs and thickness are available on request

## Frame

All frames are made of pure imported pine wood

## Filler

Available in 2 types

- Pure imported pine wood
- Imported tubular board

All wood is fully seasoned and treated to avoid warping and bending

## Face

- Laminate

Physical Properties of HDF	Unit	Thickness 3.2 mm	
		Type UF (Melamine Urea Formaldehyde Resin Type)	
Density	Kg. / m <sup>3</sup>	→ 800 - 1000 →	
Moisture Content	%	→ 5 - 11 →	
Thickness Swelling (20 C, 24 hrs.)	%	< 25	<15
Thickness Tolerance	mm.	→ 3.2 + 0.5 →	
Width & Length Tolerance	mm. / m	→ + 2.0 →	
Squareness	mm. / m	→ + 3.25 →	

## The Durian Advantage of Laminated Moulded Panel Doors

Ready to use Laminate Face

Highly Durable

Affordable and Elegant

Waterproof

Kiln Seasoned

Water Resistant

Chemically Treated

Termite and Borer Proof

Variety of designs available

All doors come with a marked lock rail and tower bolt

Anti warping, anti shrink and cracking HDF



## Laminated Moulded Panel Doors

Amaze



Icon



Elegance



### Dimensions – Amaze

Full size (Inches)	W (mm)	A (mm)	B (mm)
39.5" X 84"	1003	600	198.5
32" X 84"	813	500	156.52
28.5" X 84"	724	500	137.0


### Dimensions – Icon

Full size (Inches)	W (mm)	A (mm)	B (mm)
36" X 84"	915	560	177.5
32" X 84"	813	460	176.5
28.5" X 84"	724	390	167.0

### Dimensions – Elegance

Full size (Inches)	W (mm)	A (mm)	B (mm)
39.5" X 84"	915	560	177.5
32" X 84"	813	518	147.5
28.5" X 84"	724	450	137.0

### Spectrum of Shades



Cherry



Teak









# Moulded Panel Doors

Our Moulded Panel Doors come with all the advantages of HDF, these doors come in smooth, textured surfaces with matching bifolds to suit any décor. The Moulded Panel Doors series exhibits incomparable beauty of natural veneers or can be finished in a pristine white paint for an elegant doorway. The doors are created specially to suit the climatic conditions in India making them resistant to warping, cracking, termites and borers.

## We offer two types of Moulded Panel Doors

- ◆ HDF white moulded panel doors
- ◆ HDF veneer moulded panel doors

Physical Properties of HDF	Unit	Thickness 3.2 mm	
		Type UF (Melamine Urea Formaldehyde Resin Type)	
Density	Kg. / m <sup>3</sup>	→ 800 - 1000 →	
Moisture Content	%	→ 5 - 11 →	
Thickness Swelling (20 C, 24 hrs.)	%	< 25	<15
Thickness Tolerance	mm.	→ 3.2 + 0.5 →	
Width & Length Tolerance	mm. / m	→ + 2.0 →	
Squareness	mm. / m	→ + 3.25 →	

## Technical Specifications

Standard size: 2100mm \* 920mm  
Standard thickness: 30mm, 35mm, 40mm

Tailormade sizes, designs and thickness are available on request

### Frame

All frames are made of pure imported pine wood

### Filler

Available in 3 types

- Pure imported pine wood
- Imported hardwood
- Imported tubular board/solid board

All wood is fully seasoned and treated to avoid warping and bending

### Face

- HDF moulded
- Veneer moulded

\* Also available with Masonite door skins

## The Durian Advantage of Moulded Panel Doors

Highly Durable

---

Superior finish

---

Anti Warping

---

Affordable

---

Water Resistant (WWR grade)

---

Chemically Treated

---

Termite and Borer Proof

---

Variety of designs available

---

Environment Friendly

---

Available in one side and both side groove

---

All doors come with a marked lock rail and tower bolt

---

Supplied with primer coat making it easy to stain polish and paint.



Gamma



Alfa



Delta



**Dimensions – Gamma**

Full size (Inches)	3 Panel Veneer Size (mm)		
	W	A	B
30.5" X 83"	727	410	182
33.5" X 83"	852	560	146
35.5" X 83"	902	560	171
37.5" X 83"	952	660	146
Full size (Inches)	White 3 Panel Size (mm)		
	W	A	B
29.5" X 83"	750	460	125
27.25" X 83"	692	460	116
33.5" X 83"	854	540	157
36.5" X 83"	930	640	145
37.5" X 83"	950	640	155

**Dimensions – Alfa**

Full size (Inches)	4 Panel Veneer Size (mm)		
	W	A	B
25.5" X 83"	648.0	150.0	124.5
29.5" X 83"	749.0	201.0	124.5
31.5" X 83"	-	-	-
(V) 33.5" X 83"	851.0	251.5	125.0
(V) 33.5" X 83"	901.0	251.5	150.0
(V) 37.5" X 83"	952.0	302.5	124.0

**Dimensions – Delta**

Full size (Inches)	2 Panel Veneer Size (mm)		
	W	A	B
25.5" X 83"	648.0	383.0	132.5
29.5" X 83"	749.0	484.0	124.5
31.5" X 83"	800.0	535.0	124.5
(V) 33.5" X 83"	851.0	585.0	133.5
(V) 33.5" X 83"	901.0	585.0	158.0
(V) 37.5" X 83"	952.0	636.0	158.0



2 Panel Delta



4 Panel Alpha



3 Panel Oval

### Spectrum of Shades



Sapeli



Walnut



Teak



# Durian Advantage

## Durian advantage

1. The frame and door are installed after the civil work is completed. As a result:
  - a) The investment is required only at the time of handover
  - b) Since the house is ready for delivery, the chances of the door getting damaged is minimized
2. Since the doors are manufactured in-house up to the polishing stage, no extra adjustments are required during installation due to standardization of products
3. Only one agent is involved since our factory takes care of everything from production to fitting
4. Design or looks can be changed as per the requirements of the customer
5. We ensure that uniform Laminated and Veneers are used
6. We import kiln dried and treated wood to ensure that the final product does not expand or shrink

## Other manufacturers

1. Installation is done along with other civil work, which causes
  - a) Blocking of investment for a long period
  - b) An extended time frame of construction which leads to deterioration of the door frame
2. Due to the absence of standardization, doors have to be individually altered to match the shape of the frame
3. Several agents are involved here
4. Only traditional designs are offered here
5. The colour, texture and finish vary
6. Wood used for the frame are not properly kiln dried or treated, which causes the frame to expand and shrink based on the weather

# Care Tips



- Store in a cool and dry place
- Select balanced level ground for stacking
- Prepare balanced stack, size by size, 3 feet equal size, and support at the ground level to place the door horizontally



- Cover the stack with plastic sheet
- Do not stack in warm temperature area, under cement/ steel sheet roof, as it may cause severe warping on the door



- Fit the door after completing the wet area work and after cleaning the floor at site
- To fix screws and hinges as per the thickness and size of the door, consult an architect or hardware expert
- Immediately on receipt of the flush doors, apply primer coat on the entire door, edges as well as the surface, to avoid moisture attack and warping



- You should plan the delivery of the doors based on your readiness to install them on site. By doing so, you can avoid damage to the doors due to unsuitable storage conditions at site



- Raw materials, sizes and designs are subject to availability
- Due to continuous R & D the mentioned specifications are subject to change at anytime without any prior notice



- Doors made from natural material may deviate from specifications due to the basic nature of natural raw material and climatic effects



- Images printed in the catalogue are for the purpose of reference. Actual PVC sheets, colors, shades and grains may vary



- Durian provides warranty that the product is free from any manufacturing defects and is suitable to use for normal and usual purpose. In case of any visual defects, the product should not be used, cut or altered in any manner. COMPANY liability is limited to replacement of the product only.



# Our Clients

## Airlines

Air India  
Jet Airways  
Qatar Airways  
Saudi Arabian Airlines

## Banks

ABN-AMRO  
Andhra Bank  
Bank of Baroda  
Bank of India  
Bank of Maharashtra  
BCCB Bank  
BNP Paribas  
Canara Bank  
Central Bank of India  
Chase Manhattan  
Dena Bank  
Deutsche Bank  
ICICI Bank  
IDBI Bank  
Indusind Bank  
Karur Vysya Bank Ltd.  
Kotak Bank Ltd.  
Reserve Bank of India  
State Bank of India  
State Bank of Rajasthan  
Union Bank of India  
DPS Finance  
Mafatlal Group  
BNP Bank  
Indian Overseas Bank  
Corporation Bank  
Central Bank of India  
SIDBI

## Builders & Developers

D. N. Homes Pvt. Ltd.  
GVK-EMRI  
India Bulls  
Majfair Housing Pvt. Ltd.  
Neev Infrastructure Pvt. Ltd.  
Neptune SWARAJYA  
Provident Housing Ltd.  
Rajdeep Buildcon Pvt. Ltd.  
Ramly Infrastructure Ltd.  
Sai Associates  
Tharwari Construction  
Vadan Interiors Pvt. Ltd.  
Ramprastha Promoters & Developers Pvt. Ltd.  
Tdi Infrastructure Ltd.  
Landcraft Developers Pvt. Ltd.  
Gaur's India Ltd.  
Shree Energy Developers Pvt. Ltd.  
Antriksh Developers Pvt. Ltd.  
Needhi Shri Developers Pvt. Ltd.  
A to Z developers Pvt. Ltd.  
Wave Infra & Developers Pvt. Ltd.  
SVP India Ltd.  
Provident Housing Limited  
Paras Group  
Omega  
Project at Deva Road  
SKA Realtech Group  
Trident Reality  
Ramprastha  
Godrej Summit  
Sarla Holdings Pvt. Ltd.

Umang Realtech Pvt. Ltd.  
Tata  
Trif Kochi Projects Pvt. Ltd.  
Suri Construction  
DSP Design Associates Pvt. Ltd.  
Niteen Parulekar Architects Pvt. Ltd.  
Phoenix Studio Market City  
Cushman & Weikfield  
Hiranandani

## Capital Market

Akruti Nirman Ltd.  
Angel Broking Ltd.  
DSP Finance  
HDFC Securities Ltd.  
Karvy Stock Broking Ltd.  
Securities Exchange of Board Of India  
Shapoorji & Pallonji  
Mahindra & Mahindra  
AU financier's India Pvt. Ltd.

## Education

Indian Institute of Management Udaipur  
ISCKON  
Matoshri Vidya Mandir  
Rajasthan Vidhyarthi Gary  
The Khaitan School  
Indian Institute of Science  
Education and Research,  
PuneXavier College  
Aligarh Muslim University

## Government Sector

Oil & Natural Gas Corporation Ltd.  
Export Credit Guarantee Corporation of India  
Central Public Works Department  
Nuclear Power Corporation Of India Ltd.  
Mahanagar Telephone Nigam Limited (MTNL)  
Indian Institute of Information Technology  
Western Railway  
Indian Oil Corporation Ltd.  
Central Labour Institute  
Pangulf Technologies  
KPIT Cummins Infosystems Ltd.  
Naval Dockyard  
RTI  
Ministry of Railway  
Ahmedabad Municipal Corporation (AMC)  
National Remote Sensing Centre  
National Buildings Construction Corporation Ltd  
Gail( India) limited  
Bharat Heavy Electricals Ltd.  
Bharat Electricals Ltd.  
Road and Building Department Gujarat  
Power Grid Corporation of India Ltd  
ONGC Mangalore Petrochemicals Ltd  
Mazagon Dock Shipbuilders Limited  
State Trading Corporation of Bhutan  
National Thermal Power Corporation  
Airport Authority of India.  
GSPC LNG LTD  
RFCL Project, Technical Building (FCL),  
Fertiliser City

## Hospitality

Grand Hyatt  
Marina Hotel  
President  
Shell Inn  
Taj International  
Wadhvani Hotel  
Hyatt Regency Hotel

## Healthcare

Lilavati  
Manipal Hospital  
Rajashree Hospital  
Seven Hills  
Tata Memorial Centre

## Infrastructure

Reliance Infra Pvt Ltd  
Tao Infra Projects  
Gammon India Ltd  
BSEL Infrastructure Realty Ltd

## Insurance

Birla Sunlife Insurance Co.LTD  
GIC LTD  
ICICI Lombard  
Life Insurance Corporation Of India  
SBI Life Insurance  
Star Union  
DAI-ICHI Life Insurance Co. LTD  
TATA AIG

## Pharmaceutical

Anamol Laboratories  
FDC Ltd.  
Glenmark Pharma Ltd.  
Hindustan Unilever Ltd.  
Ranbaxy Laboratories  
Rashtriya Chemicals and Fertilizers Limited  
Lupin Limited

## Software

Adobe Systems  
Infosys  
KPIT Cummins  
Infosystems  
Larsen & Turbo  
LRN Technology  
Concept Solution (I) Pvt LTD  
Mastek LTD  
Pan Gulf Technologis  
Petrofac  
ROLTA India LTD  
Saba Software  
Satyam Computer LTD  
Spanco Telesystems LTD  
SVN Systems Technologies  
Udyog Software  
VIOM NETWORKS  
Telco Construction Equipment co. Ltd.  
CAPGEMINI

## Telecommunication

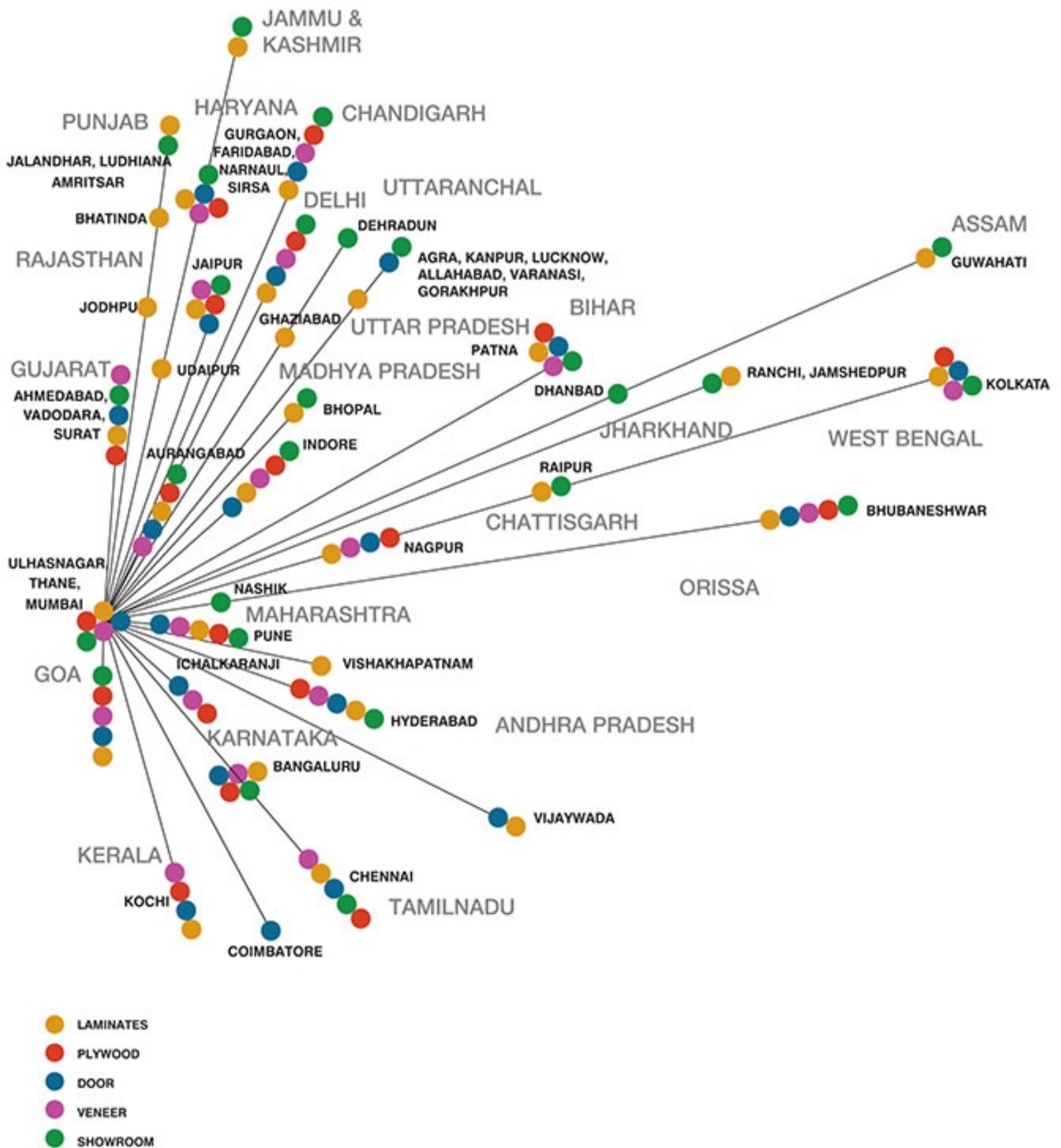
Bharti Airtel  
Bharti Telesoft  
IDEA  
Motorola  
Reliance Jio

## Others

Absolute Interiors  
American Consulate  
Binani Industries Ltd.  
Birla Institute of Technology (BITS)  
Colgate Palmolive  
Continental India Pvt.Ltd.  
Employees' Provident Fund Organisation  
Future Group  
Home Solution Retail (I) Ltd.  
IBIBO  
IVRCL Infrastructures & Projects Ltd.  
Lanco Hill Technology Pvt Ltd.  
Lanco Infratech Ltd.  
Mafatlal Group  
Make My Trip  
Management Development Institute  
Mitsui Osk Lines  
Nicholas Piramal Group  
Pantaloon Retail (India) Ltd.  
Radio Club  
Raymonds  
Reliance Industries Group  
Reliance IT Corporate Park Ltd.  
Steel Authority of India Ltd.  
Thomson Press  
Tops Group  
Windals Precision Pvt Ltd.  
91springboard  
Ircan International Ltd.  
Ambuja Cement Ltd  
ISCKON  
Mahindra & Mahindra Ltd.  
Meru Cab.  
Mittal Processors Private Limited  
Shipping Corp of India  
Tupperware  
UTI Infra & Tech Service Ltd.  
Film Division Musium, Mumbai  
Ideal realtors  
Sajee Enterprise  
Agarwal Associates  
Zee Telefilms Ltd.,Mumbai  
Cadbury  
Colgate Palmolive India Ltd.  
SAB TV, Mumbai  
Timex Watches  
DELL Computers  
Minda Corporation  
Toyo Engineering India private Limited  
Jotun Paints



# Our Network









SINCE *1985*

**DURIAN INDUSTRIES LIMITED**

Corporate Office: 401, The Summit, Hanuman Road,  
W.E. Highway, Vile Parle (E), Mumbai - 400 057, India  
Email: [customersupport@durian.in](mailto:customersupport@durian.in)

☎ 1800 22 3242